



WL6 - Lincat Built-in Wall Cupboard - W 600 mm

Store your kitchen essentials in the most hygienic way with the durable, easy to clean Lincat Wall Cupboard.

- ✓ Spacious cupboard with a range of sizes available.
- ✓ Constructed from stainless steel, meaning they're easy to clean and hygienic
- ✓ Additional shelves can be added at the customer's request

Specifications

Summary

Brand	Lincat
Range	Specialist
Unit Type	Built-in
Available in UK Only	No
UK Warranty	2 Years Parts and Labour Warranty
Export Warranty	Contact your local dealer
GTIN	5056105102076

Key Specifications

Number of Shelves included	1
Number of Shelf Positions	3

Weights and Dimensions

Unit Height (External) mm	600
Unit Width (External) mm	600
Unit Depth (External) mm	300
Shelf Dimensions Width mm	592
Shelf Dimensions Depth mm	212
Net Weight Kg	16

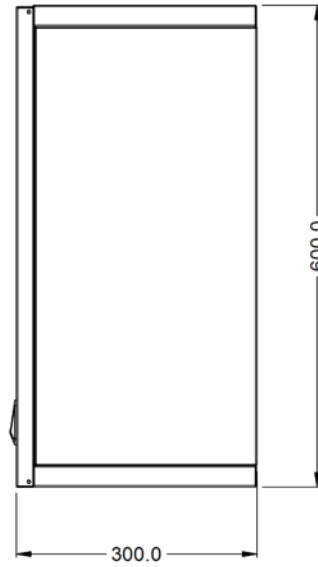
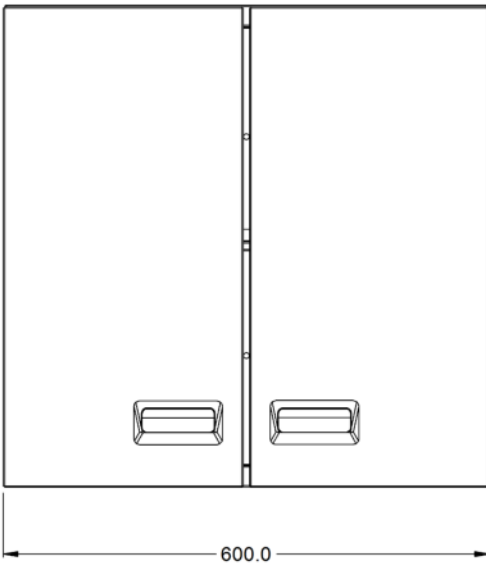
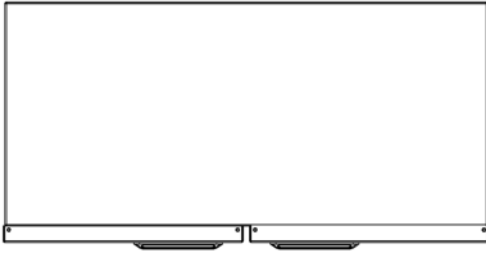
Shipping

Packed Weight Kg	17.6
Packed Height cm	49.5
Packed Width cm	70
Packed Depth cm	70

Available Accessories

WLS6	SHELF WL6 WALL UNIT
-------------	---------------------

Technical Picture



Lincat Limited

Whisby Road,
Lincoln, LN6 3QZ,
United Kingdom

Company No: 2175448

A member company of



Customer Care

Tel: +44 1522 875500
Email: care@lincat.co.uk

Export Customers

Tel: +44 1522 875536
Email: export@lincat.co.uk

Opening Hours

Monday – Friday:
8.30am – 5pm