



DOMINA PRO 900 - CHARCOAL GRILL

PLG98T



CHARCOAL GRILL TOP

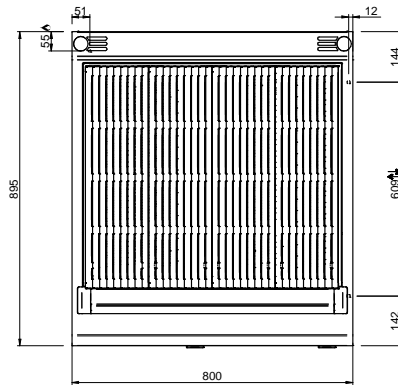
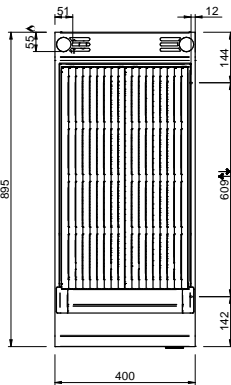
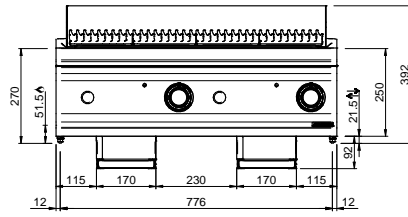
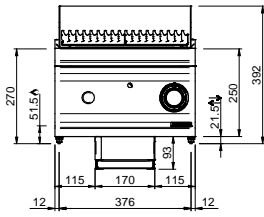
TECHNICAL DATA:

External dimensions - WxDxH (cm)	80x90x34,5
Total power (kW)	10+10=20
IPX5	●

ADDITIONAL TECHNICAL DATA:

Grid dimensions - WxD (cm)	64x37x3 (x2)
Weight (kg)	75
Volume (m3)	1

The cooking grid is cast iron made, double face meat/fish. An extractable stainless steel drawer collects grease during cooking. Full moduls have independent heating elements to allow different cooking.



LEGENDA SIMBOLI / LEGEND



INGRESSO GAS / GAS INLET
(EN 10226-1) Ø M 1/2"



ALIMENTAZIONE ELETTRICA /
POWER SUPPLY



INGRESSO ACQUA /
WATER INLET Ø M 1/2"



SCARICO ACQUA / OLII
WATER / OILS DRAIN



ATTACCO EQUIPOTENZIALE /
EQUIPOTENTIAL



REGOLAZIONE PIEDINI /
FEET ADJUSTMENT (h 0/+50)
/ TOP VERSION (h 0/+5)