



## DOMINA PRO 900 - ELECTRICAL RANGES

### PQ98T



#### 4 SQUARE PLATES TOP

##### TECHNICAL DATA:

External dimensions - WxDxH (cm)	80x90x25
Nr. Plates 3 kW	3
Nr. Plates 4 kW	1
Total power (kW)	13
IPX5	■

##### ADDITIONAL TECHNICAL DATA:

Supply (N)	400V 3N 50/60Hz
Weight (kg)	92
Volume (m3)	0,4

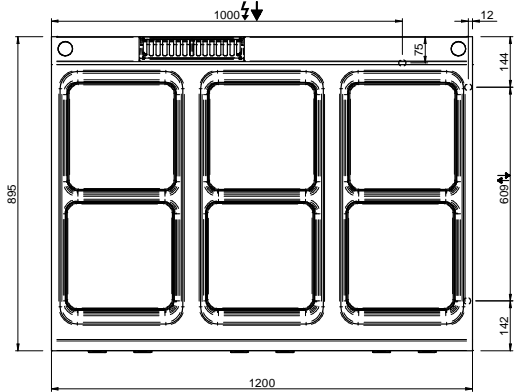
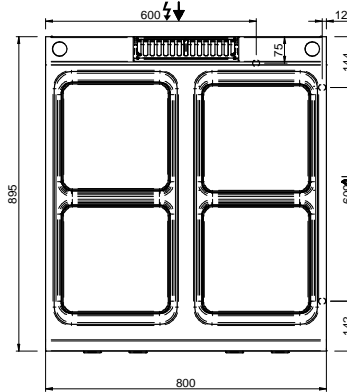
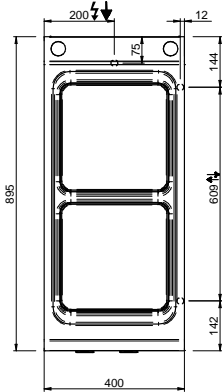
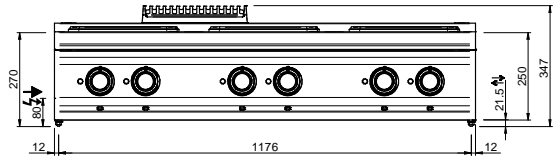
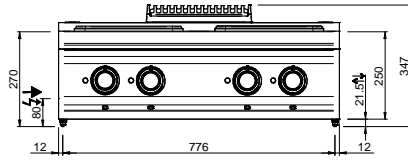
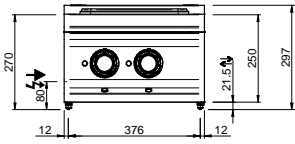
The cast iron fast-heating hot plates with safety device to prevent overheating are watertight fixed to the worktop. Squared plates with dimension 300x300 mm and power 3 and 4 kW. Indicator lights show when each hotplate is working.

Versions with oven:

Stainless steel cooking chamber with enameled bottom, stainless steel double-wall door with insulating casing.

Electric oven: 6 kW stainless steel armoured heating elements placed on the bottom

and on the top of the cooking chamber; thermostatic temperature control with separate bottom/top temperature control for maximum cooking flexibility. 3 GN 2/1 rack support.



LEGENDA SIMBOLI / LEGEND



INGRESSO GAS / GAS INLET  
(EN 10226-1) Ø M 1/2"



INGRESSO ACQUA /  
WATER INLET Ø M 1/2"



ATTACCO EQUIPOTENZIALE /  
EQUIPOTENTIAL



ALIMENTAZIONE ELETTRICA /  
POWER SUPPLY



SCARICO ACQUA / OLII  
WATER / OILS DRAIN



REGOLAZIONE PIEDINI /  
FEET ADJUSTMENT (h 0/+50)  
/ TOP VERSION (h 0/+5)