



DOMINA PRO 900 - SOLID TOP

TPG98FG



GAS, ON GAS OVEN

TECHNICAL DATA:

External dimensions - WxDxH (cm)	80x90x85
Total power (kW)	19
IPX5	●

ADDITIONAL TECHNICAL DATA:

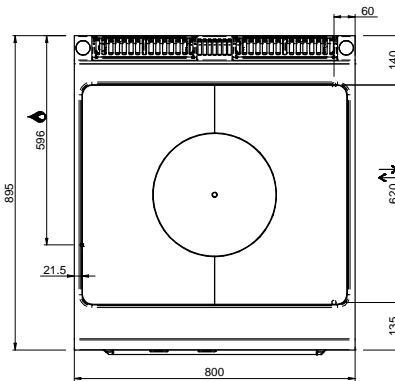
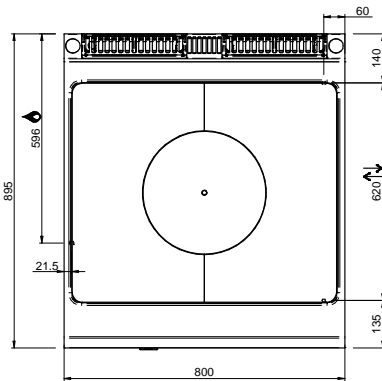
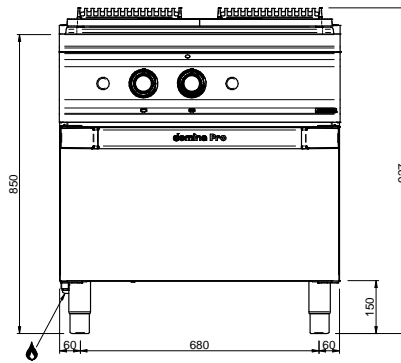
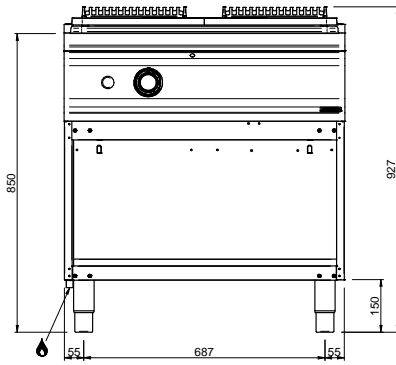
Oven dimensions - WxDxH (cm)	54x69,5x32
Nr. Gas plate 12 kW	1
Gas oven (kW)	7
Weight (kg)	125
Volume (m3)	1

The cooking plate with a surface area of 50 dm² is in cast iron (10 mm thickness). For gas versions, the 12 kW stainless steel burner is placed under the removable central ring. Piezo-electric ignition and thermostatic control. For electric versions, the cooking plate is unique but has 4 cooking zone with independent control.

Versions with oven:

Stainless steel cooking chamber with enameled bottom, stainless steel double-wall door with insulating casing. Gas oven: 7 kW burner with self-stabilizing flame; thermostatic temperature control with safety valve and thermocouple; piezo-electric burner ignition. 3 GN 2/1 rack support.

Electric oven: 6 kW stainless steel armoured heating elements placed on the bottom and on the top of the cooking chamber; thermostatic temperature control with separate bottom/top temperature control for maximum cooking flexibility. 3 GN 2/1 rack support.



LEGENDA SIMBOLI / LEGEND



INGRESSO GAS / GAS INLET
(EN 10226-1) Ø M 1/2"



INGRESSO ACQUA /
WATER INLET Ø M 1/2"



ATTACCO EQUIPOTENZIALE /
EQUIPOTENTIAL



ALIMENTAZIONE ELETTRICA /
POWER SUPPLY



SCARICO ACQUA / OLII
WATER / OILS DRAIN



REGOLAZIONE PIEDINI /
FEET ADJUSTMENT (h 0/+50)
/ TOP VERSION (h 0/+5)