



BR1SSCR

Dimensions (mm)	External	Internal
Height	2101	1396
Width	740	619
Depth	858	702
Capacity (ltr)		
Gross		650
Net		465



BF1SSCR

Dimensions (mm)	External	Internal
Height	2010	1396
Width	740	619
Depth	858	702
Capacity (ltr)		
Gross		650
Net		465



BR2SSCR

Dimensions (mm)	External	Internal
Height	2010	1396
Width	1480	1360
Depth	858	702
Capacity (ltr)		
Gross		1300
Net		960



BF2SSCR

Dimensions (mm)	External	Internal
Height	2010	1396
Width	1480	1360
Depth	858	702
Capacity (ltr)		
Gross		1300
Net		960

Features

- High grade 304 stainless steel exterior & interior
- Internal corners rounded to aid cleaning
- 4 adjustable GN2/1 shelves per door, shelf size 535 x 650 mm
- Double glazed door (s)
- Self closing door(s) with dwell position
- LED lighting
- Lock fitted as standard
- Heavy duty castors as standard

Additional Extras

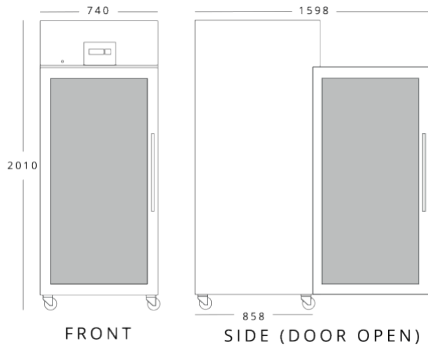
- X1-SHELF06 - Shelf for BR/F1SSCR + BR/F2SSCR
- X1-GUIDE01 - Guides for shelf (pair)



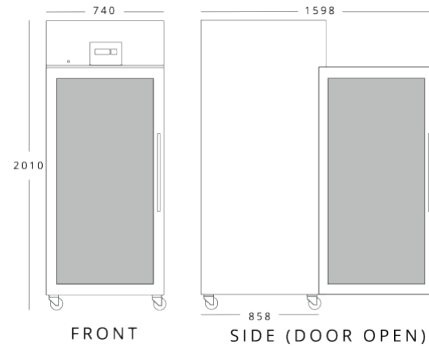
Technical Specification

	BR1SSCR	BF1SSCR	BR2SSCR	BF2SSCR
Temperature Range	-2°C ~ +8°C	-15°C ~ -18°C	-2°C ~ +8°C	-15°C ~ -18°C
Climate Class	3	3	3	3
Power Supply	13amp	13amp	13amp	13amp
Cooling	Ventilated	Ventilated	Ventilated	Ventilated
Defrost	Automatic	Automatic	Automatic	Automatic
Noise Level	60db	60db	60db	60db
Refrigerant	R290	R290	R290	R290
Energy Efficiency Class	B	D	B	D
Power Usage (w)	215	480	440	780
Weight (kg)	136	141	213	226

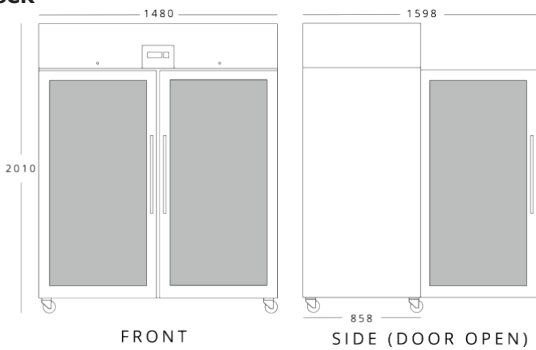
BR1SSCR



BF1SSCR



BR2SSCR



BF2SSCR

