



**BR1SSCR**

Dimensions (mm)	External	Internal
Height	2101	1396
Width	740	619
Depth	858	702
Capacity (ltr)		
Gross		650
Net		465



**BF1SSCR**

Dimensions (mm)	External	Internal
Height	2010	1396
Width	740	619
Depth	858	702
Capacity (ltr)		
Gross		650
Net		465



**BR2SSCR**

Dimensions (mm)	External	Internal
Height	2010	1396
Width	1480	1360
Depth	858	702
Capacity (ltr)		
Gross		1300
Net		960



**BF2SSCR**

Dimensions (mm)	External	Internal
Height	2010	1396
Width	1480	1360
Depth	858	702
Capacity (ltr)		
Gross		1300
Net		960

## Features

- High grade 304 stainless steel exterior & interior
- Internal corners rounded to aid cleaning
- 4 adjustable GN2/1 shelves per door, shelf size 535 x 650 mm
- Double glazed door (s)
- Self closing door(s) with dwell position
- LED lighting
- Lock fitted as standard
- Heavy duty castors as standard

## Additional Extras

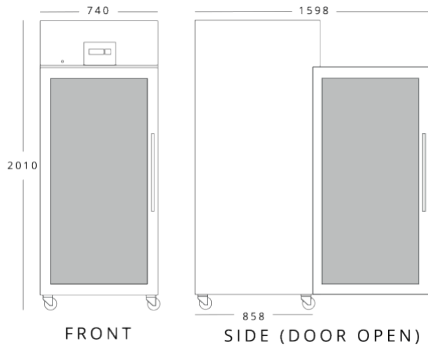
- X1-SHELF06 - Shelf for BR/F1SSCR + BR/F2SSCR
- X1-GUIDE01 - Guides for shelf (pair)



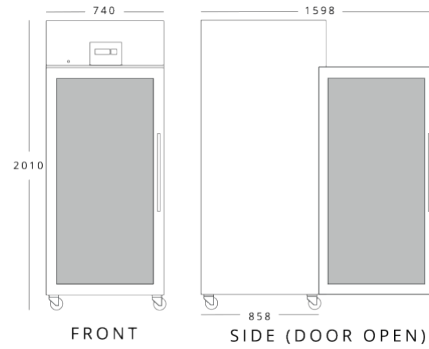
## Technical Specification

	BR1SSCR	BF1SSCR	BR2SSCR	BF2SSCR
Temperature Range	-2°C ~ +8°C	-15°C ~ -18°C	-2°C ~ +8°C	-15°C ~ -18°C
Climate Class	3	3	3	3
Power Supply	13amp	13amp	13amp	13amp
Cooling	Ventilated	Ventilated	Ventilated	Ventilated
Defrost	Automatic	Automatic	Automatic	Automatic
Noise Level	60db	60db	60db	60db
Refrigerant	R290	R290	R290	R290
Energy Efficiency Class	B	D	B	D
Power Usage (w)	215	480	440	780
Weight (kg)	136	141	213	226

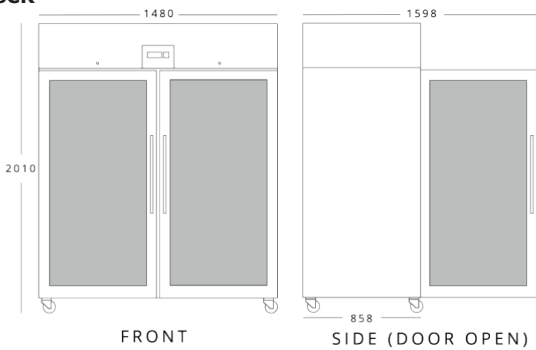
### BR1SSCR



### BF1SSCR



### BR2SSCR



### BF2SSCR

