



Av. Combatentes do Ultramar, 184
2715-776 Lameiras, Sintra, Portugal
Tel: (+351) 219 670 073
Email: info@sunstoneoutdoorkitchens.com

PRODUCT

Double Door w/
Shelves

Item No. DE-DD30

DESCRIPTION

Designer Series, Raised Style
Double Door w/Shelves

PRODUCT DIMENSIONS

(PRODUCT SIZE) 77,47cm WIDTH
x 59,69 cm HEIGHT x 12,1cm DEPTH
(CUT-OUT) 72.39cm WIDTH 55,25cm
HEIGHT x 8,89cm DEPTH

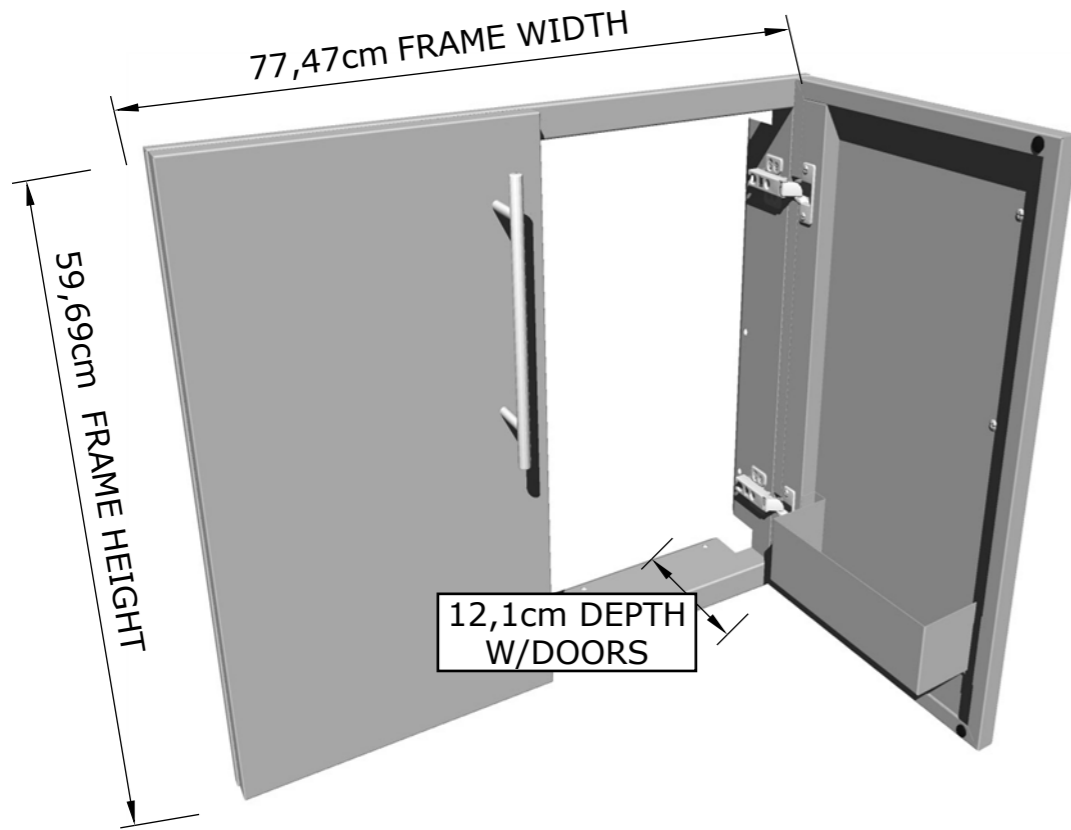
SPECIFICATIONS

Door Frame is made from 16 gauge
304 Stainless Steel, and door panel
is made from 18 gauge 304
Stainless Steel. Handle is Solid 304
Stainless Steel.

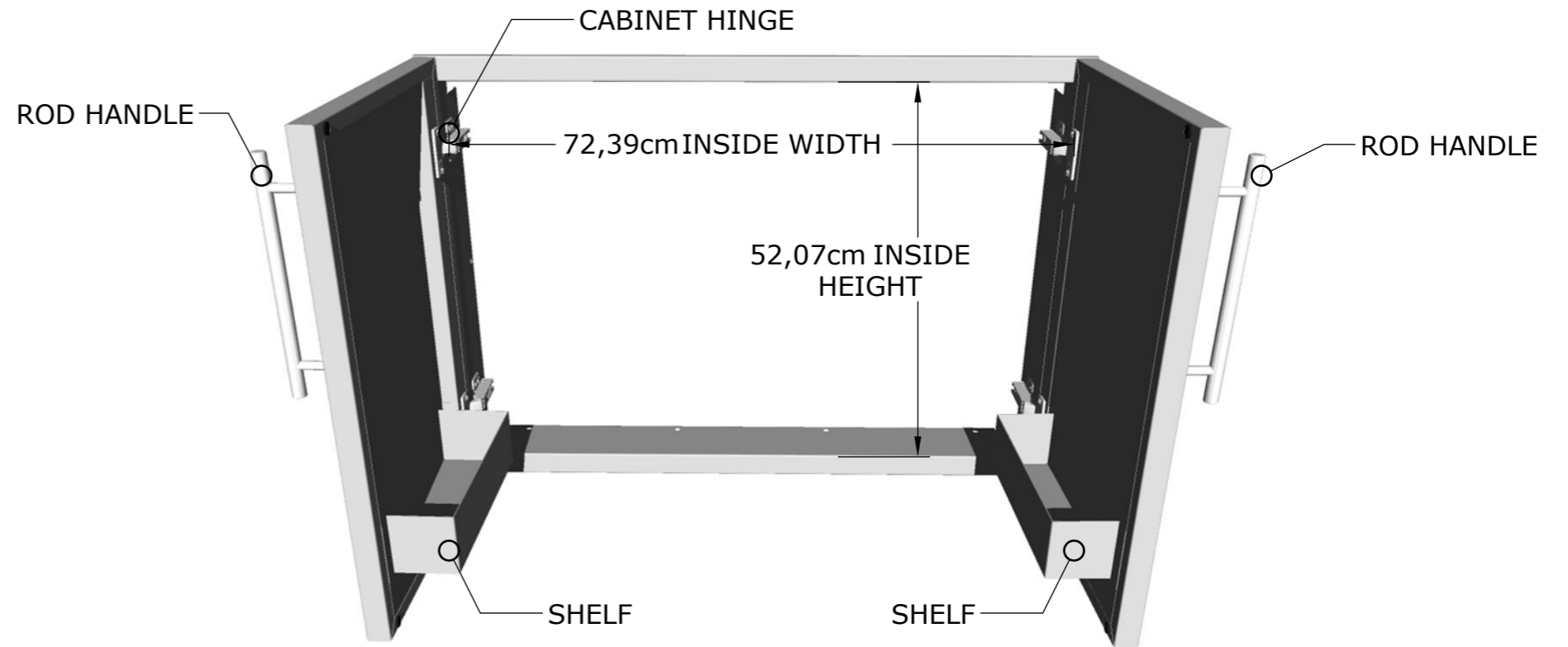
WARRANTY

- EXTERIOR FINISH -----2 YEARS
- ROD HANDLES-----2 YEARS
- CABINET HINGE----- 1 YEAR

Product Dimensions



Product Features



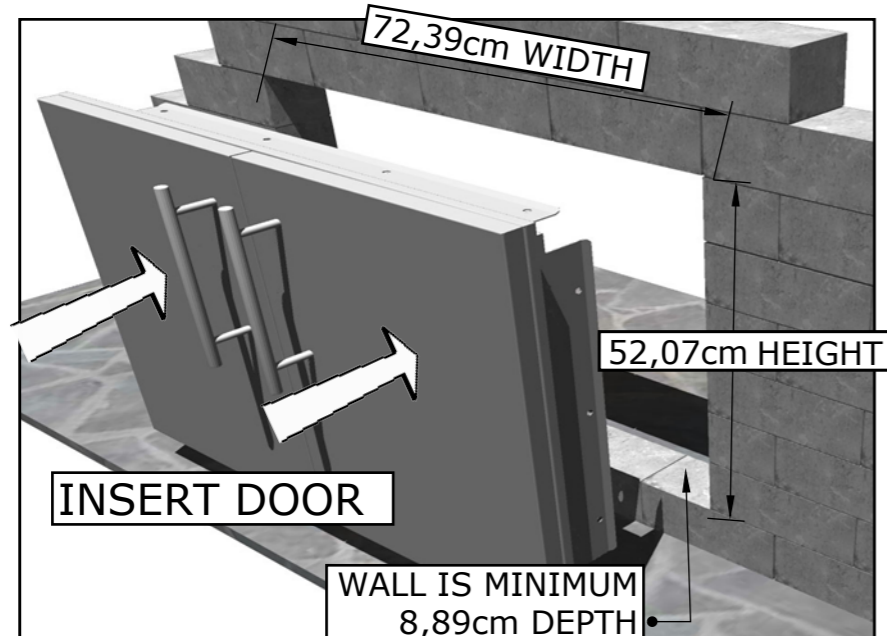
Product Installation

ISLAND WALL CUT-OUT SIZE IS
72,39cm WIDTH BY 52,07cm HEIGHT BY 8.89cm DEPTH

IMPORTANT!! - ROD HANDLES ARE MOUNTED TO INSIDE OF EACH PANEL, YOU MUST UNSCREW EACH ONE AND MOUNT ON OUTSIDE OF DRAWER OR DOOR PANEL.

See SUNSTONE manufacture website for additional product support and product tutorials:
www.sunstoneoutdoorkitchens.com

1 . INSERT COMPONENT



2. MOUNT DOOR TO FRAME

